



LP-STRN Series

- *Excellent PIM Performance*
- *Outstanding IL/RL Characteristics*
- *DC Blocked for Superior Surge Performance*
- *High Surge Current Rating*
- *Broadband Multi-Strike Design*
- *High Power Rated*
- *Fully Weatherized Housing*
- *Solid Brass Construction for Durability and Long Life*



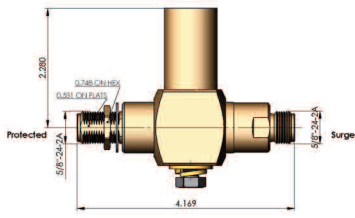
Lightning and Surge Protection for The 21st Century™

The **Times-Protect™** LP-STRN high performance series is an exceptional DC blocked design for outstanding surge performance, capable of withstanding multiple lightning strikes. The operating band width of 800MHz-2500MHz makes the LP-STRN series suitable for a broad range of applications. With its excellent passive intermodulation performance, outstanding RF performance over the entire operating band and excellent handling capability, the LP-STRN product family is unequalled. Its fully weatherized housing meeting IP67 standard allows for outdoor as well as indoor installation. The LP-STRN series has high power handling capability and is suitable for multi-strike applications.

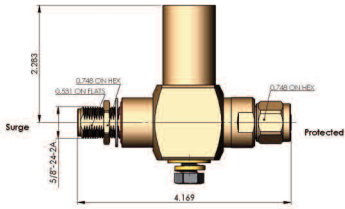
LP-STRN Series:

- LP-STR-NFF
N Female connectors on surge and protected sides
- LP-STR-NMP N Male connector on protected side with N Female connector on surge side
- LP-STR-NMS
N Male connector on surge side with N Female connector on protected side

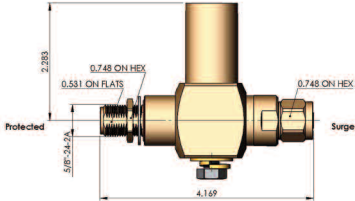




- LP-STR-NFF
800-2500MHz DC Blocked N Type F/F



- LP-STR-NMP
800-2500MHz DC Blocked N Type M on Protected



- LP-STR-NMS
800-2500MHz DC Blocked N Type M on Surge

*All dimensions shown in inches

Electrical Specifications

Impedance	50 Ω
Frequency Range	800-2500 MHz
VSWR/Return Loss	< 1.15:1 / <-26dB
Insertion Loss	< 0.1dB
Average Power	500 Watts
PIM	<-160 dBc
Maximum Surge Current	50kA (8x20μs wave-form)
Residual Pulse Voltage	< 100V (50kA 8x20μs wave-form)
Residual Pulse Voltage	< 1V (4kV/2kA 1.2x50/8x20μs wave-form)
Energy Throughput Rating	< 0.1nJ (4kV/2kA 1.2x50/8x20μs wave-form)
Protection Circuit	DC Blocked

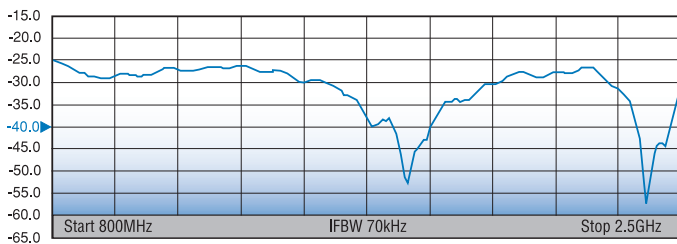
Mechanical / Environmental Specifications

Temp Range Storage/Operating	-40°C - +85°C
Weatherization	IEC 60068 55/155/56 & IP67
Thermal Shock	US MIL-STD 202, Meth.107,Cond.B
Vibration	US MIL-STD 202, Meth.204,Cond.B
Shock	US MIL-STD 202, Meth.213,Cond.I
RoHS Compliant	Yes
Wear/Mating Cycles	500 minimum
Recommended Coupling Nut Torque	7 to 10 in-lb

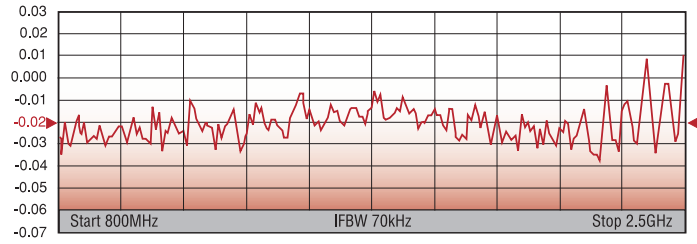
Material Specifications

Component	Material	Plating
Body	Brass	White Bronze
Inner Conductor Male	Brass	Silver
Inner Conductor Female	Phosphor Bronze	Silver
Coupling Nut	Brass	White Bronze
Insulator	PTFE	--
O-Ring	Silicone Rubber	--

S11 TYPICAL RETURN LOSS (dB)



S21 TYPICAL INSERTION LOSS (dB)



World Headquarters: 358 Hall Avenue, Wallingford, CT 06492 • Tel: 203-949-8400, 1-800-867-2629 • Fax: 203-949-8423
 International Sales: 4 School Brae, Dysart, Kirkcaldy, Fife, Scotland KY1 2XB UK • Tel: +44(0)1592655428
 China Sales: No. 318 Yuan Shan Road, Shanghai 201108 China • Tel: 86-21-51761234 • Fax: 86-21-64424098
www.timesmicrowave.com