



LP-BTR50 Series

- *DC Blocked for Maximum Surge Protection*
- *Multi-Strike Capability*
- *Broadband Performance up to 1000MHz*
- *Exceptional RF Characteristics*
- *Solid Brass Construction for Durability and Long Life*

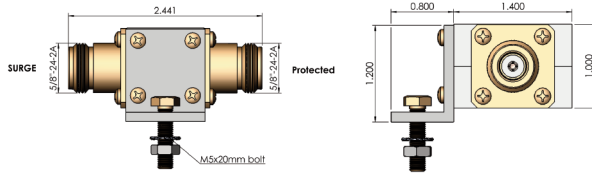


Lightning and Surge Protection for The 21st Century™

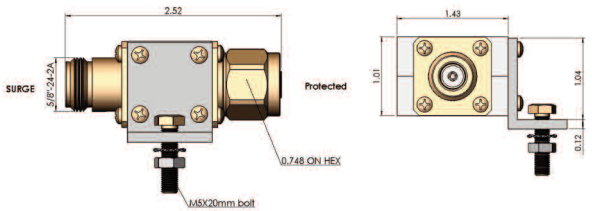
The **Times-Protect™** LP-BTR50 high performance surge arrester series addresses applications in the 125MHz-1000MHz spectrum. Our unique DC blocking technology employed in this design provides optimum isolation of the antenna port from the protected equipment port for maximum surge current protection. LP-BTR50 surge protectors have exceptional RF performance and are constructed from the highest quality materials for unsurpassed durability and longevity. The units meet and surpass all applicable industry standards. The LP-BTR50 product family is available with N connector configurations to satisfy various installation requirements.

LP-BTR50 Series:

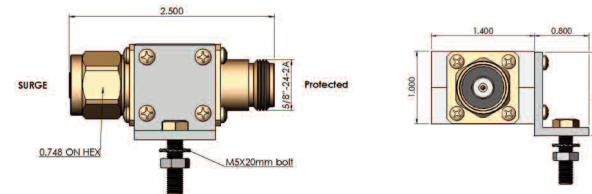
- LP-BTR50-NFF
N Female connectors on surge and protected sides
- LP-BTR50-NMP
N Male connector on protected side with N Female connector on surge side
- LP-BTR50-NMS
N Male connector on surge side with N Female connector on protected side



- LP-BTR50-NFF
125-1000MHz DC Blocked N Type F/F



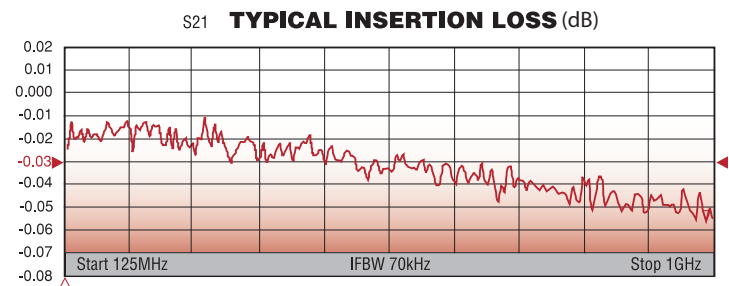
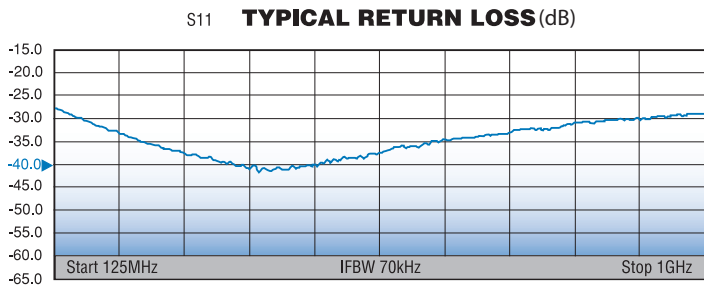
- LP-BTR50-NMP
125-1000MHz DC Blocked N Type M on Protected



- LP-BTR50-NMS
125-1000MHz DC Blocked N Type M on Surge

*All dimensions shown in inches

Electrical Specifications		
Impedance	50 Ω	
Frequency Range	125-1000 MHz	
VSWR/Return Loss	<1.1:1 / <-26dB	
Insertion Loss	< 0.1dB	
Impulse Discharge Current	10KA multiple (8x20μs wave-form)	
Turn-on Voltage	600V ± 20%	
Turn-on Time	2.5ns for 2kV/ns	
Power Handling at Frequency	375W (125-220MHz) 125W (220-700MHz) 50W (700-1000MHz)	
Protection Circuit	DC Blocked	
Mechanical / Environmental Specifications		
Temp Range Storage/Operating	-40°C - +85°C / -40°C - +50°C	
Weatherization	Required for external use	
Thermal Shock	US MIL-STD 202, Meth.107,Cond.B	
Vibration	US MIL-STD 202, Meth.204,Cond.B	
Shock	US MIL-STD 202, Meth.213,Cond.I	
RoHS Compliant	Yes	
Mating Life Cycle	> 500	
Recommended Coupling Nut Torque	7 to 10 lb-in	
Material Specifications		
Component	Material	Plating
Body	Brass	White Bronze
Inner Conductor Male	Brass	Silver
Inner Conductor Female	Phosphor Bronze	Silver
Outer Conductor	Brass	White Bronze
Coupling Nut	Brass	White Bronze
Insulator	PTFE	--



World Headquarters: 358 Hall Avenue, Wallingford, CT 06492 • Tel: 203-949-8400, 1-800-867-2629 • Fax: 203-949-8423
 International Sales: 4 School Brae, Dysart, Kirkcaldy, Fife, Scotland KY1 2XB UK • Tel: +44(0)1592655428
 China Sales: No. 318 Yuan Shan Road, Shanghai 201108 China • Tel: 86-21-51761234 • Fax: 86-21-64424098
www.timesmicrowave.com